

## Model JSBI-420CPL Programmable Refrigerated Incubator with Lights



LED Lamps installed on inside of Door

JSBI-xxxCPL series Programmable Refrigerated Incubator provides 10 Steps of temperature programming with day and night light simulation control or constant temperature with light ON/OFF operation.

Temperature range from +0 °C to +70 °C. Suitable for incubation of microorganisms needs temperature and light at the same time and various test for food and packaging test on QA / QC labs.

### MAIN FEATURES

#### PERFORMANCE

- Control Temperature Range from +0°C to +70°C
- Forced air circulation for excellent thermal accuracy and uniformity
- Aero-dynamic chamber designed with circulation blower to achieve superior thermal uniformity
- Separate heating compartment located on back wall for contamination free and maintenance free
- Air cooled refrigeration system with hermetically sealed compressor

#### CONSTRUCTION

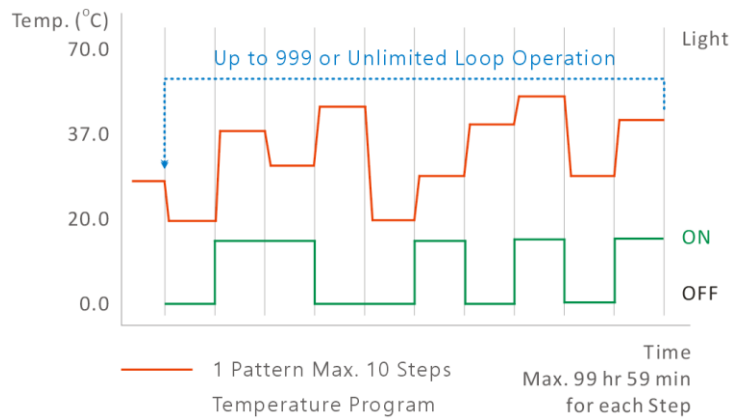
- Durable epoxy powder coated metallic casing
- Corrosion resistant Stainless Steel 304 chamber with seamless round cornered edge allows easy cleaning and prevent leakage
- Tempered safety inner glass door for easy observation of samples

**CONTROLLER**



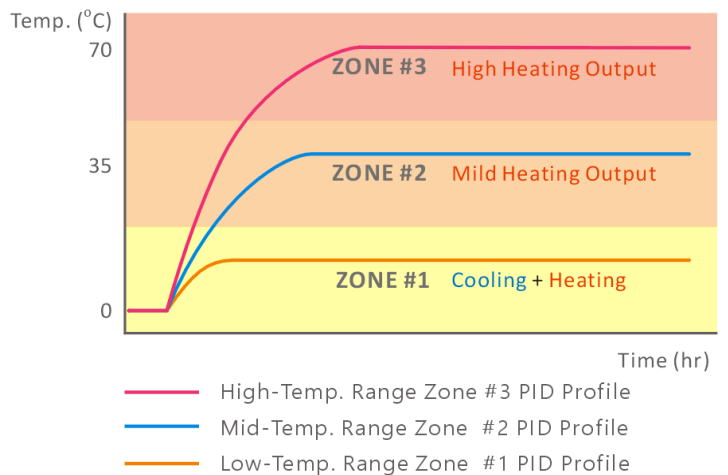
**-10 STEP DAY-NIGHT PROGRAMMING CAPABILITY**

User can compose 10 steps of varying temperature and light ON/OFF program and can save it in a memory. Composed program can be repeated 1 ~ 999 times or unlimited number of time.



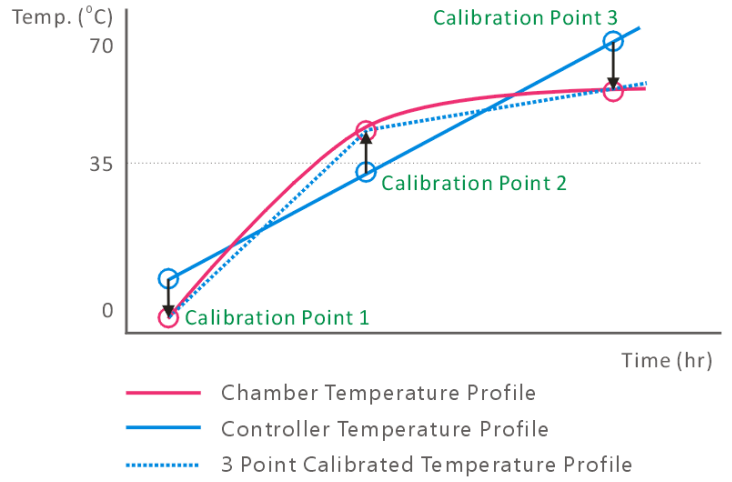
**-3 ZONE PID ALGORITHM**

Usable temperature range divided into three zones (LOW/MIDDLE/HIGH) and each ZONE has its individual PID parameters optimized to the range, and it provides precise and superior temperature control characteristic to whole temperature range.



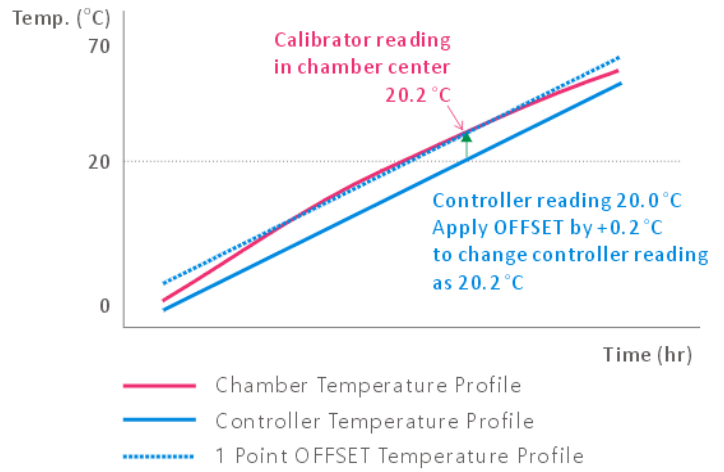
**-3 POINT CALIBRATION FUNCTION**

A perfect calibration tool to calibrate chamber at THREE DIFFERENT TEMPERATURE POINTS to adjust multiple temperature bias to increase the temperature accuracy of WHOLE TEMPERATURE RANGE.



**- 1-POINT OFFSET FUNCTION**

Provides simple and easy calibration tool to calibrate chamber at ONE SPECIFIC TEMPERATURE POINT in frequent use.



## CONTROLLER

- DIGITAL MICROPROCESSOR PID TEMPERATURE CONTROLLER
  - Integrated Digital Microprocessor Control System
- GRAPHIC LCD DISPLAY
  - Back Light Graphic LCD Display provides user-friendly operating information
- UV COATED POLYCARBONATE TOUCH PANEL
  - Equipped with Capacitive LED Lighting Touch Button provides sensitive touching operation and durability
- ENCODER TYPE JOG DIAL
  - Push to Start and Stop, Rotary turn to change values provides easy and simple user interface
- 0.1 °C CONTROL RESOLUTION
- 10 Step Programming Capability, 1 ~ 999 times repeatable
- Light ON/OFF Program on each program step for Day-Night simulation
- Auto-Stop Timer 1 min ~ 99 hour 59 min and alarm
- Auto-Start Timer 1 min ~ 99 hour 59 min and alarm
- Temperature and Timer Memory Function in frequent use
- 3-ZONE PID ALGORITHM
- 3-POINT CALIBRATION / 1-POINT OFFSET CALIBRATION
- POWER and TIMER RESTORE FUNCTION in case electric power outage
- CLASS A PT-100  $\Omega$  Sensor
- Delay starter to protect compressor.
- RS-232C PC COMMUNICATION INTERFACE [OPTION]

## CONVENIENCE

- Outer door with self-adhesive magnetic packing
- Inner glass door with high density silicone gasket and air-tight door lock
- Removable and height adjustable shelf by 25mm spacing

## SAFETY

- PT SENSOR SHORT OR DISCONNECTION AUDIO VISUAL ALARM
- DUAL OVER TEMPERATURE CUT-OFF BY CONTROLLER AND INDEPENDENT THERMOSTAT
  - Controller cut-off heater, compressor and AUDIO VISUAL ALARMS
    - ALARM HIGH : +5 °C above set temp.
    - ALARM LOW : -5 °C below set temp.
  - Independent analog thermostat cut-off heater above set temperature
- DOOR OPEN AUDIO VISUAL ALARM
- OVER CURRENT CUT-OFF : Electric Circuit Breaker

## SPECIFICATIONS

### JSBI-420CPL

#### Dimension Data

Chamber Volume	420 Liters
Inner Dims. (W x D x H mm)	700 x 600 x 1000
Outer Dims. (W x D x H mm)	880 x 925 x 1770
Inner Glass Door (W x H mm)	761 x 1077
No. of Shelf Positions	36 ea
No. of Shelf included	3 ea

#### Performance Data

Heating System	Forced Air Convection
Cooling System	Hermetically Sealed Air Cooled Compressor
Temp. Range	+0 °C ~ +70 °C
Accuracy at +20.0 °C	±0.2 °C
Uniformity at +20.0 °C	±0.5 °C
Lamp Type, Length	LED 870 mm
Lamp Configuration	15 watt x 7 ea

#### Controller

Processor	Digital Microprocessor PID Temperature Controller
Display	Back Light Graphic LCD Display
Panel	UV Coated Polycarbonate Solid Touch Panel
Button	Capacitive touch LED Lighting Touch Button
Interface	Push and Rotary encoder type Jog Dial
Control Logic	3 Zone PID Control
Calibration	1 Point Temperature OFFSET 3 Point Temperature Calibration
Resolution	0.1 °C
Programming	10 Step Temperature Program, 1 ~ 999 or unlimited times repeat Light ON/OFF Program on each program step for Day-Night simulation
Auto-Stop Timer	1 min. ~ 99 hr 59 min
Auto-Start Time	1 min. ~ 99 hr 59 min
Sensor	CLASS A PT-100 Ω Sensor
Power Restoration	Power and Timer Restoration Function in case of power outage
PC Communication Interface	RS-232C PC COMMUNICATION INTERFACE [OPTION]

**Safety Data**

Safety Device	Sensor short or disconnection AUDIO VISUAL ALARM Controller cut-off heater, compressor and AUDIO VISUAL ALARM HI-ALARM : +5 °C above set temp. LO-ALARM : -5 °C below set temp. Independent analog thermostat cut-off heater above set temperature Door open AUDIO VISUAL ALARM
---------------	--

**Material Data**

Body	Epoxy Powder Coated Steel
Chamber	Stainless Steel 304 (AISI304)
Inner Glass Door	Tempered Safety Glass, 5 mm thick

**Electrical Data**

Rated voltage	220 ± 10% VAC
Power frequency	50 / 60Hz
Heater Output	1.5 kW
Nominal power	2.3 kW 10.5 amp
Phase	1 Phase
Plug configuration	CEE 7/7 Schuko or BS 1363

**Usable Condition**

Temp. & Humidity	5°C - 40°C, < 80% RH
------------------	----------------------

**Packaging Data**

Type of packaging	Carton on a wooden palette
Shipping Dims. (WxDxH mm )	1030 x 1070 x 1930
Net Weight	175.0 kg
Shipping Weight	220.0 kg

**ORDERING INFORMATION**

Art. No.	Descriptions	Voltage
JSBI-420CPL	Programmable Refrigerated BOD Incubator, 420 L with Light Control	220 VAC 1~ ph 50/60Hz

**OPTIONAL ACCESSORIES**

Art. No.	Descriptions
PHS-A13	Perforated Shelf, Stainless Steel 304, W670 x D580 mm for JSBI-420CPL
PHS-C06	PVC Coated Wire Shelf, W670 x D580 mm for JSBI-420CPL
PHS-A99	Shelf Support, Set of 4 ea

**JS RESEARCH INC.**

Gongju-City, Korea

TEL +82 41 856 3677

FAX +82 41 856 3679

info@jsresearch.co.kr

www.jsr.kr